

# School Bus Safety Program

August 21, 2007

2:00 – 3:00 pm

Presented by:

Barbara Zortman, Center for Traffic Safety

Fritzi Schreffler, PennDOT District 8 Safety Press Office



# The **FACTS**



**1.5 million** children are transported on Pennsylvania roads each day.

These children are transported more than **385 million miles** to and from school each year.

Every year, approximately 1,000 drivers are convicted for **violating the PA school bus stopping law.**

Every year, children are needlessly injured or killed **by drivers passing stopped school buses.**

# The **FACTS**



Annually, over **1,000**  
**motorists** do not obey  
Pennsylvania's School  
Bus Stopping Law

# PA SCHOOL BUS STOPPING LAW

## YOU MUST STOP...



When you meet or overtake a stopped school bus with red signal lights flashing and stop arm extended.



When you approach an intersection where a school bus is stopped with red signal lights flashing and stop arm extended.



At least ten (10) feet away from the school bus.



You **MUST WAIT** until the red lights have stopped flashing and the stop arm has been withdrawn before moving.



**DO NOT MOVE** until all the children have reached a place of safety.

# The **PENALTY**



If you are convicted of violating Pennsylvania's School Bus Stopping Law, you will receive **ALL** of the following penalties:

- ✓ **60-Day Driver's License Suspension**
- ✓ **Five (5) points on your driving record**
- ✓ **\$250 Fine**

# THE **ONLY** EXCEPTION

Drivers do not have to stop on a highway with clearly defined dividing sections or physical barriers providing separate roadways.

This only applies when the school bus is on the **OPPOSITE** side of the road.

## Physical barriers include:

- concrete median barriers
- metal median barriers
- guide rails, etc.


## Clearly indicated dividing sections include:

- trees or shrubs
- rocks or boulders
- a stream
- grass, etc.

# The **BIGGEST CONCERN**

---

Parents' biggest concern always seems to be that school buses don't have seat belts.



Statistically speaking... even without seat belts school buses are still one of the safest modes of transportation.

This is due to many factors, including the size and height of the bus, the steel frame construction, and compartmentalization of the seats inside the bus.

# COMPARTMENTALIZATION

---

Seats are higher with thick padding that extends around the entire seat.

Seats are padded to reduce trauma during a collision.

Seats are close together to keep occupant from moving too far.



# COMPARTMENTALIZATION

---

If children are seated properly:

Backs against seat

Feet in front of them

Facing forward...

Their risk of injury can be reduced.



# The **GREATEST THREAT**

---

The greatest threat is OUTSIDE the bus.

**More children are injured/killed around the bus than on it.**

Some are injured/killed by the bus itself because of the area around the bus known as The Danger Zone, where the bus driver cannot see objects/people within about 10 feet surrounding the bus.

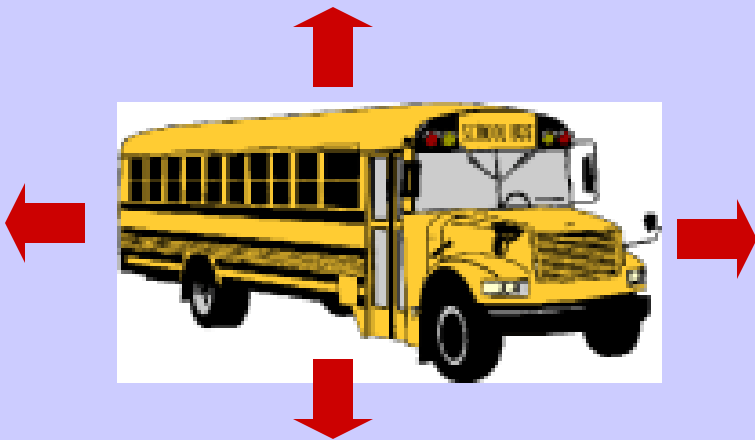
(We'll talk about this in a later slide.)

# The **GREATEST THREAT**

---

But the greatest threat to the safety of children riding school buses is the motorist who fails to stop for the flashing red lights.

# The DANGER ZONE



Children Should Never...

- Be close enough to touch the bus.

- Children Should Always...


- Remain at least 10 steps away from the bus on all sides.



- AND Never, Ever...  
Walk behind the bus.



# Good **RULE OF THUMB**

If YOU can't see the bus driver,  
the bus driver can't see YOU!!!




# Good **RULE OF THUMB**

If you drop something near the bus, tell the bus driver so he/she knows that you're in the Danger Zone.



# SAFETY TIPS

for CHILDREN



## At the Bus Stop...



Get started early in the morning so you don't have to rush out the door, forgetting to be safe!



Stay back away from the road. Don't run around because you might end up out on the roadway and get hurt.



As you see the bus coming down the road, get into a nice, quiet line – no pushing or shoving. Someone could get hurt.

# SAFETY TIPS

for CHILDREN



## Getting On the Bus...



Don't approach the bus without looking first, for yourself, to see that all the cars on the road have stopped.



Even though the bus's red lights are flashing, that doesn't mean all the cars obey the law and stop. Make sure with your own eyes that all the cars are stopped.



As you step up onto the bus, be sure to use the handrail so that if you trip, you won't fall down and get hurt.

Don't walk alongside the bus, remember we already talked about the Danger Zone!

# SAFETY TIPS

for CHILDREN



## Getting Seated...



**Be Seated.** Find your seat quickly. Remember all the cars are stopped, waiting for you to be seated.



Sit on the seat with your back against the seat, your feet in front of you, facing forward.



Even without seat belts, your school bus is still just about the safest thing you can ride in on the road.

# SAFETY TIPS

for CHILDREN



## On the Bus...



**Be Quiet.** Use your inside voices. Your bus driver needs to be able to listen and to concentrate on the road.



**Behave.** If you make too much noise, or misbehave, the driver has to look up into his mirror to see what is happening. If he's looking into his mirror, he's not looking at the road!

# SAFETY TIPS

for CHILDREN



## Getting Off the Bus...



Be polite and let others get in line ahead of you.



Use the handrail as you step down the stairs.



Walk at least 10 steps away from the bus. Remember, you don't want to be close enough to touch the bus!



If you have to cross the street, be sure to use your own eyes again. Some cars don't stop for the flashing red lights. Look left, right, and then left again before crossing.

# The **BUS DRIVER**



...And always be nice to your bus driver.

Your bus driver really cares about you and  
just wants to get you safely  
to school and home.

Obey your bus  
driver's rules  
on the bus.

Be Seated...  
Be Quiet...  
Behave...

**BE SAFE!**



# LINKS

---

Simply copy and paste any of these addresses  
to your browser...

<http://www.dot.state.pa.us/Internet/pdKids.nsf/Bus?OpenPage&Click=>

[http://www.dot4.state.pa.us/fact\\_sheets/school\\_bus\\_safety.shtml](http://www.dot4.state.pa.us/fact_sheets/school_bus_safety.shtml)

[http://www.dot10.state.pa.us/pdotforms/schoolbus\\_manual/SBActivityBooklet.pdf](http://www.dot10.state.pa.us/pdotforms/schoolbus_manual/SBActivityBooklet.pdf)

# RESOURCES

---

Pennsylvania Department of Transportation

[www.dot.state.pa.us](http://www.dot.state.pa.us)

National Highway Traffic Safety Administration

[www.nhtsa.gov](http://www.nhtsa.gov)

Pennsylvania Traffic Injury Prevention Project

[www.paaap.com](http://www.paaap.com)

800-CAR-BELT

Safe Kids Pennsylvania

[www.pasafekids.org](http://www.pasafekids.org)

Safe Kids Worldwide

[www.safekids.org](http://www.safekids.org)



# QUESTIONS

---

Barbara Zortman

[zortman513@cs.com](mailto:zortman513@cs.com)

800-955-7233

Fritzi Schreffler

[fschreffle@state.pa.us](mailto:fschreffle@state.pa.us)

717-787-4335